


30 Easy to Crochet Pattern Stitches: A Beginner's Guide

Crocheting, the art of creating fabric using a hook and yarn, has captivated crafters for centuries. It's a versatile and rewarding craft that allows you to create beautiful items, from cozy blankets to stylish scarves.

For beginners, mastering basic crochet stitches is essential. This guide will provide you with 30 easy-to-follow crochet stitch patterns, each illustrated with clear images and step-by-step instructions. With a little practice, you'll be able to master these fundamental stitches and start crocheting impressive projects.

1. Single Crochet (SC)

Instructions:



30 Easy-To-Crochet Pattern Stitches (Beginner's Guide

Book 75071) by Leisure Arts

★★★★☆ 4.3 out of 5

Language : English
File size : 2375 KB
Text-to-Speech : Enabled
Screen Reader : Supported
Enhanced typesetting : Enabled
Print length : 20 pages
Lending : Enabled



1. Yarn over (YO) and insert the hook into the next stitch.

2. YO and pull up a loop.
3. YO and pull through both loops on the hook.

2. Half Double Crochet (HDC)

Instructions:

1. YO and insert the hook into the next stitch.
2. YO and pull up a loop.
3. YO and pull through one loop.
4. YO and pull through both loops on the hook.

3. Double Crochet (DC)

Instructions:

1. YO and insert the hook into the next stitch.
2. YO and pull up a loop.
3. YO and pull through one loop.
4. YO and pull through one loop.
5. YO and pull through both loops on the hook.

4. Treble Crochet (TR)

Instructions:

1. YO and insert the hook into the next stitch.
2. YO and pull up a loop.

3. YO and pull through one loop.
4. YO and pull through one loop.
5. YO and pull through one loop.
6. YO and pull through both loops on the hook.

5. Slip Stitch (SS)

Instructions:

1. Insert the hook into the next stitch.
2. YO and pull up a loop.
3. Pull the loop through both loops on the hook.

6. Chain Stitch (CH)

Instructions:

1. Make a slip knot.
2. Hold the yarn in your left hand and the hook in your right hand.
3. YO and pull up a loop.
4. Pull the loop through the loop on the hook.

7. Picot Stitch

Instructions:

1. Make 3 chain stitches.
2. Insert the hook into the first chain stitch.

3. YO and pull up a loop.
4. YO and pull through both loops on the hook.

8. Bobble Stitch

Instructions:

1. Make 5 chain stitches.
2. Insert the hook into the second chain stitch from the hook.
3. YO and pull up a loop.
4. Repeat steps 2 and 3 four times.
5. YO and pull through all five loops on the hook.

9. Popcorn Stitch

Instructions:

1. Make 3 chain stitches.
2. YO and insert the hook into the first chain stitch.
3. YO and pull up a loop.
4. YO and pull through both loops on the hook.
5. YO and insert the hook into the same stitch.
6. Repeat steps 3 and 4 two more times.
7. YO and pull through all four loops on the hook.

10. Shell Stitch

Instructions:

1. Make 5 chain stitches.
2. Insert the hook into the second chain stitch from the hook.
3. Make 3 double crochet stitches into the same stitch.
4. Chain 1 and skip the next stitch.
5. Repeat steps 2-4 three more times.

11. V-Stitch

Instructions:

1. Make 3 chain stitches.
2. Insert the hook into the second chain stitch from the hook.
3. Make 3 double crochet stitches into the same stitch.
4. Chain 1 and insert the hook into the next stitch.
5. Make 2 double crochet stitches into the same stitch.
6. Chain 1.

12. Cluster Stitch

Instructions:

1. Make 3 chain stitches.
2. Insert the hook into the second chain stitch from the hook.
3. Make 3 double crochet stitches into the same stitch.

4. Chain 1 and insert the hook into the same stitch.
5. Repeat steps 3 and 4 two more times.

13. Spike Stitch

Instructions:

1. Make 3 chain stitches.
2. Insert the hook into the second chain stitch from the hook.
3. YO and pull up a loop.
4. YO and pull through both loops on the hook.
5. Make 2 double crochet stitches into the same stitch.
6. Chain 1 and insert the hook into the next stitch.
7. Make 1 double crochet stitch into the same stitch.

14. Crossed Stitch

Instructions:

1. Make 3 chain stitches.
2. Insert the hook into the second chain stitch from the hook.
3. YO and pull up a loop.
4. Insert the hook into the first chain stitch from the hook.
5. YO and pull up a loop.
6. YO and pull through both loops on the hook.


15. Star Stitch



30 Easy-To-Crochet Pattern Stitches (Beginner's Guide Book 75071) by Leisure Arts


★★★★☆ 4.3 out of 5

Language : English
File size : 2375 KB
Text-to-Speech : Enabled
Screen Reader : Supported
Enhanced typesetting : Enabled
Print length : 20 pages
Lending : Enabled



Unlocking Financial Peace with Low Risk Investing: A Comprehensive Guide

In the world of investing, it is often said that there is no such thing as a sure thing. However, there are certain investment strategies that can help to minimize risk and...



Oxota: A Captivating Exploration of Love, Loss, and the Fragility of Life

Victor Pelevin's Oxota is a haunting and atmospheric short novel that explores the complexities of love, loss, and the fragility of life....

